



GRIDLUX LED MODULE 1200/600 Optic



GRIDLUX

Gridlux LED Module offers a new and exciting way to incorporate lighting into a suspended ceiling grid. It is designed in the shape of a standard tee bar to allow selected tees in the grid to be substituted with the Gridlux. It can be fully integrated or retrofitted into any type of suspended ceiling as long as the web tees are 38mm. It creates a stylish and innovative lighting solution suitable for offices, schools, and commercial interiors.

- Low Glare (UGR=19) option while providing 400 lumens on the workstation (dependant on configuration).
- This is a perfect acoustic solution; removing light panels in a ceiling results in more absorption across the ceiling surface.
- Gridlux has been engineered to take seismic load, (similar to CBI cross tees) and is therefore ideal to be used as part of a seismic suspended ceiling design.
- 5-year replacement warranty.
- Long-life energy-saving LED technology.
- Complete system installed with flex and plug; can be used with Building Management System
- Anodised and powder-coated aluminium extrusion body, steel mounting clips.
- Easy Installation.



Please Note: Gridlux is installed as part of the ceiling, and should be tendered as part of the ceiling contract. Installation will need to be coordinated with the electrical contractor for suitable power points in the plenum.

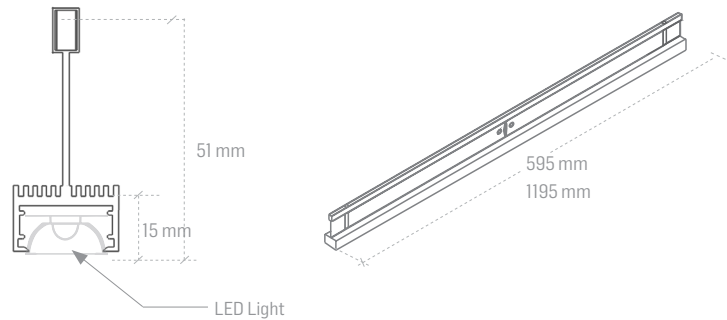
Wellington Head Office
12 Glover St, Ngauranga
Wellington 6035
PO Box 38533
Wellington Mail Centre 5045
/t/ 04 499 5915

Auckland
19 - 21 Fairfax Ave,
Penrose, Auckland 1061
PO Box 112360,
Penrose, Auckland 1642
/t/ 09 571 0395

Christchurch
69 Disraeli St, Addington
Christchurch 8023
PO Box 7197
Christchurch 8240
/t/ 03 366 2507



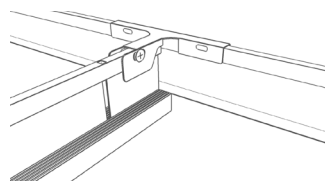
GRIDLUX LED MODULE 1200/600 Optic



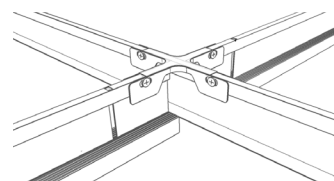
TEST DESCRIPTION	RESULT	TEST METHOD
Power Consumption	25W (600mm) & 45W (1200mm)	
Input Voltage	240V	
Light Output	1743/3486lm	
Luminaire Efficiency	102.9lm/W	at 700mA
Weight	1200mm - 500g (+ driver weight) the gridlux light replaces the existing 280g structural cross tee element. Including the weight of the incorporated structural element, the full weight is 780g.	

- **COLOUR**
- **SIZE**

White and Black others available on indent
 L: 595 mm W: 24mm H: 51mm
 L: 1195mm W: 24mm H: 51mm



Three Way Connector



Four Way Connector

• Tridonic Driver Details

Available with Tridonic drivers to suit a range of lighting control systems.

For a non-dimmable setup:

- Each individual 1200mm light, or pair of 600mm lights, is supplied with a Tridonic driver and a 2.5m long 3 core flex & (3-pin) pre fitted plug.

For a dimmable or DALI setup:

- Each individual 1200mm light, or pair of 600mm lights, is supplied with a Tridonic DALI driver and a 2.5m long 5 core flex & (5-pin) pre fitted plug. Wiring between each plug socket will be 5 core wiring and is the responsibility of the on-site electrician and/or electrical engineer.



Required (5-pin) plug socket.



Core flex & (5-pin) pre fitted plug

Wellington Head Office
 12 Glover St, Ngauranga
 Wellington 6035
 PO Box 38533
 Wellington Mail Centre 5045
 /t/ 04 499 5915

Auckland
 19 - 21 Fairfax Ave,
 Penrose, Auckland 1061
 PO Box 112360,
 Penrose, Auckland 1642
 /t/ 09 571 0395

Christchurch
 69 Disraeli St, Addington
 Christchurch 8023
 PO Box 7197
 Christchurch 8240
 /t/ 03 366 2507